

Event Date: 11/20/2019

Home of the 2020 ROAR National in August

The Track 2019 Fall Opener



2WD Modified Buggy

Round 5 Race **1**

Name	Pos	Car#	Sponsor	Laps	Race Time	Fast Lap	Average Top 5	Top 10	Top 15
Enzo Albertoni	1	1		26	8:09.607	17.939	18.020	18.151	18.276
Frank Deiny	2	3		26	8:17.918	18.040	18.437	18.553	18.670
Jay Drakeford	3	2		25	8:10.442	17.981	18.059	18.177	18.384
Tony West	4	4		24	8:00.224	18.933	19.218	19.406	19.572
Joe Postula	5	5		24	8:16.025	19.054	19.256	19.594	19.909
Chris Fokianos	6	7		23	8:17.419	19.487	19.722	19.988	20.280
Mike Bittner	7	10		20	8:16.256	21.759	22.405	22.810	23.800
Scott McWhirt	8	8		8	2:51.833	19.685	20.308		
Brian Bittner	9	11		6	3:37.183	27.371	32.209		
Eric Werner	10	6		1	23.697	23.697			
Chris Maskey	11	9							

4WD 13.5 Buggy

Round 5 Race **2**

Name	Pos	Car#	Sponsor	Laps	Race Time	Fast Lap	Average Top 5	Top 10	Top 15
Frank Deiny	1	1		23	7:15.447	17.995	18.069	18.189	18.309
Omar Ladenburg	2	2		22	7:01.344	18.130	18.193	18.308	18.510
Mike Bittner	3	4		20	7:20.378	19.693	20.273	20.644	21.164
Carlton Coleman	4	3		18	7:04.283	16.355	20.301	21.313	22.457
Brian Bittner	5	6		5	2:26.868	26.074	29.373		
LB	6	5							

4WD Modified Buggy


Round 5 Race **3**

Name	Pos	Car#	Sponsor	Laps	Race Time	Fast Lap	Average Top 5	Top 10	Top 15
Enzo Albertoni	1	1		27	8:10.232	17.646	17.737	17.824	17.899
Wil Alameida	2	5		25	8:00.245	18.050	18.244	18.401	18.542
Joe Wojciechowski	3	8		24	8:00.358	18.530	18.887	19.083	19.253
Jorge Flores	4	10		24	8:00.392	18.632	19.011	19.167	19.352
Jason Jarvis	5	6		24	8:13.800	18.954	19.148	19.457	19.759
Alex Bailey	6	3		24	8:17.877	18.101	18.323	18.570	18.909
Chris Fokianos	7	9		14	5:17.640	18.769	19.286	20.576	
Jay Drakeford	8	2		8	2:31.397	17.722	18.095		
Bob Chartos	9	7		8	2:57.042	18.520	19.538		
Matt Jarrett	10	4							

See all your Practice Laps, Racing, Heat Sheets, Results and more on RCTScoringPro.com



Home of the 2020 ROAR National in August



#2222
11/20/2019

Rnd
5
1

2WD Modified Buggy


TQ: Enzo Albertoni 26/8:09.607

ID: 258

Pos	Driver Name	Laps	Time	Behind	Fast	Average			Rank	Laps in 1st,2nd,3rd	Q#
						Top 5	Top 10	Top 15			
1	Enzo Albertoni	26	8:09.607		[17.939]	18.020	18.151	18.276	1/1	26 0 0	1
3	Frank Deiny	26	8:17.918	8.311	18.040	18.437	18.553	18.670	1/1	0 22 4	
2	Jay Drakeford	25	8:10.442		17.981	18.059	18.177	18.384	1/3	0 4 19	3
4	Tony West	24	8:00.224		18.933	19.218	19.406	19.572	1/1	0 0 2	
5	Joe Postula	24	8:16.025	15.801	19.054	19.256	19.594	19.909	2/2	- - -	5
7	Chris Fokianos	23	8:17.419		19.487	19.722	19.988	20.280	1/1	- - -	
10	Mike Bittner	20	8:16.256		21.759	22.405	22.810	23.800	1/1	- - -	7
8	Scott McWhirt	8	2:51.833		19.685	20.308			1/1	- - -	
11	Brian Bittner	6	3:37.183		27.371	32.209			2/2	- - -	11
6	Eric Werner	1	0:23.697		23.697				1/1	- - -	
9	Chris Maskey	0							2/1	- - -	9

See all of your Practice Laps / Racing / Heat Sheets / TQ / Graphs and more on RCScoringPro.com

	1 Enzo Albertoni	2 Jay Drakeford	3 Frank Deiny	4 Tony West	5 Joe Postula	6 Eric Werner	7 Chris Fokianos	8 Scott McWhirt	9 Chris Maskey	10 Mike Bittner
1]	1/18.758 26/8:07.076	5/22.120 22/8:06.064	2/19.324 * 25/8:03.483	3/20.477 24/8:11.052	4/20.802 24/8:19.002	7/23.697 21/8:17.007	8/24.416 20/8:08.004	6/22.449 22/8:13.009		10/28.250 17/8:00.025
2]	1/18.328 26/8:02.017	4/18.980 24/8:13.002	2/19.162 25/8:01.125	3/19.406 25/8:18.005	5/20.483 24/8:15.036		7/19.751 22/8:05.087	6/19.685 23/8:04.495		8/27.538 18/8:22.011
3]	1/19.890 26/8:13.826	3/19.056 24/8:01.028	2/19.054 26/8:18.068	4/21.246 24/8:09.004	5/20.245 24/8:12.024		7/20.586 23/8:16.416	6/21.238 23/8:05.836		8/23.015 19/8:19.066
4]	1/18.014 26/8:07.435	3/20.863 24/8:06.012	2/18.949 26/8:17.185	4/20.272 24/8:08.004	5/20.009 24/8:09.024		7/22.721 22/8:01.085	6/20.380 23/8:01.562		8/23.628 19/8:06.542
5]	1/17.939 26/8:03.236	3/18.282 25/8:16.005	2/18.580 26/8:14.364	4/19.847 24/8:06.486	5/19.928 24/8:07.056		7/19.798 23/8:13.442	6/20.376 24/8:19.824		8/21.759 20/8:16.076
6]	1/18.415 26/8:02.473	3/19.133 25/8:13.458	2/22.250 25/8:08.833	4/20.145 24/8:05.056	5/20.793 24/8:09.004		7/21.153 23/8:12.315	6/20.999 24/8:20.052		8/24.619 20/8:16.033
7]	1/18.737 26/8:03.154	3/18.082 25/8:07.571	2/18.526 25/8:05.142	4/20.167 24/8:05.348	5/19.802 24/8:07.062		7/26.299 22/8:06.262	6/26.605 23/8:18.541		8/28.206 19/8:00.455
8]	1/20.733 26/8:10.132	3/18.646 25/8:04.875	2/18.614 25/8:02.687	4/19.789 24/8:04.005	5/19.360 24/8:04.026		7/22.060 22/8:06.145	6/20.101 23/8:14.011		8/22.563 20/8:18.095
9]	1/19.446 26/8:11.862	3/25.235 24/8:01.066	2/19.534 25/8:03.305	5/20.389 24/8:04.064	4/20.248 24/8:04.453		6/24.357 22/8:11.675			7/22.991 20/8:14.006
10]	1/18.155 26/8:09.866	3/18.679 25/8:17.007	2/19.143 25/8:02.085	4/19.557 24/8:03.096	5/21.348 24/8:07.248		6/20.897 22/8:08.488			7/26.222 20/8:17.058
11]	1/18.453 26/8:08.965	3/18.151 25/8:13.704	2/18.807 25/8:01.681	4/20.675 24/8:04.298	5/20.919 24/8:08.596		6/20.270 22/8:04.062			7/26.781 20/8:21.036
12]	1/18.557 26/8:08.041	3/17.981 25/8:10.020	2/18.599 25/8:00.291	4/19.574 24/8:03.008	5/21.609 24/8:11.001		6/20.875 22/8:02.496			7/25.083 20/8:21.001
13]	1/18.941 26/8:08.074	3/18.118 25/8:07.173	2/18.700 26/8:18.048	4/19.548 24/8:02.012	5/19.681 24/8:09.655		6/20.117 23/8:21.223			7/27.903 19/8:00.203
14]	1/18.014 26/8:07.277	3/18.103 25/8:04.696	2/21.019 25/8:02.607	4/21.864 24/8:05.074	5/21.261 24/8:11.125		6/19.742 23/8:17.851			7/22.288 20/8:21.214
15]	1/18.831 26/8:07.430	3/18.199 25/8:02.716	2/18.900 * 25/8:01.933	4/19.834 24/8:04.464	5/24.608 24/8:17.076		6/20.782 23/8:16.524			7/23.310 20/8:18.088
16]	1/18.140 26/8:06.443	2/18.634 25/8:01.656	3/20.344 25/8:03.593	4/19.718 24/8:03.765	5/19.234 24/8:15.495		6/20.398 23/8:14.816			7/27.356 20/8:21.887
17]	1/18.617 26/8:06.307	2/19.279 25/8:01.676	3/18.454 25/8:02.294	4/19.913 24/8:03.416	5/19.054 24/8:13.242		6/22.823 23/8:16.597			7/22.425 20/8:18.752
18]	1/18.232 26/8:05.622	2/18.013 26/8:19.127	3/18.040 25/8:00.555	4/19.088 24/8:02.013	5/24.570 24/8:18.006		6/20.610 23/8:15.343			7/23.000 20/8:16.006
19]	1/18.281 26/8:05.077	2/18.597 26/8:18.310	3/19.359 25/8:00.736	4/21.057 24/8:03.246	5/19.105 24/8:16.496		6/19.903 23/8:13.362			7/26.192 20/8:18.031
20]	1/20.039 26/8:06.876	3/23.055 25/8:04.012	2/18.726 25/8:00.001	4/18.933 24/8:00.008	5/21.164 24/8:17.064		6/19.832 23/8:11.498			7/23.127 20/8:16.026
21]	1/17.997 26/8:05.977	3/23.245 25/8:08.630	2/19.244 25/8:00.154	4/19.226 24/8:00.834	5/19.528 24/8:15.714		6/27.688 23/8:18.420			
22]	1/18.796 26/8:06.093	3/20.940 25/8:10.215	2/18.706 26/8:18.762	4/19.439 24/8:00.174	5/21.101 24/8:16.002		6/19.487 23/8:16.141			
23]	1/18.515	3/18.250	2/18.587	4/20.484	5/20.382		6/22.854			



#2222
11/20/2019

Rnd
5
2

4WD 13.5 Buggy

TQ: Frank Deiny 23/7:15.447


Pos	Driver Name	Laps	Time	Behind	Fast	Average			Rank	Laps in 1st,2nd,3rd	ID: 254
						Top 5	Top 10	Top 15			Q#
1	1. Frank Deiny	23	7:15.447		17.995	18.069	18.189	18.309	1/1	19 4 0	1
2	2. Omar Ladenburg	22	7:01.344		18.130	18.193	18.308	18.510	1/1	4 18 0	2
4	3. Mike Bittner	20	7:20.378		19.693	20.273	20.644	21.164	1/1	0 0 19	3
3	4. Carlton Coleman	18	7:04.283		[16.355]	20.301	21.313	22.457	1/1	0 0 1	4
6	5. Brian Bittner	5	2:26.868		26.074	29.373			1/1	- - -	6
5	6. LB	0								- - -	5

See all of your Practice Laps / Racing / Heat Sheets / TQ / Graphs and more on RCScoringPro.com

	1 Frank Deiny	2 Omar Ladenburg	3 Carlton Coleman	4 Mike Bittner	5 LB	6 Brian Bittner	7	8	9	10
1]	1/18.475 23/7:05.004	2/18.921 23/7:15.016	3/21.231 20/7:04.006	4/21.436 20/7:08.008		5/28.720 15/7:10.008				
2]	2/19.698 23/7:18.955	1/18.254 23/7:07.455	4/26.179 18/7:06.069	3/24.441 19/7:15.086		5/33.669 14/7:16.073				
3]	2/18.012 23/7:10.079	1/18.581 23/7:07.493	4/30.963 17/7:24.096	3/20.421 20/7:21.442		5/26.074 15/7:22.003				
4]	2/19.446 23/7:14.872	1/19.048 23/7:10.001	4/23.720 17/7:13.882	3/20.496 20/7:13.095		5/27.516 15/7:14.925				
5]	2/18.105 23/7:11.204	1/18.146 23/7:07.057	4/21.885 17/7:01.532	3/20.972 20/7:11.008		5/30.889 15/7:20.061				
6]	1/18.447 23/7:10.023	2/20.289 23/7:14.086	4/25.354 17/7:03.101	3/21.436 20/7:10.666						
7]	1/19.174 23/7:11.611	2/21.990 22/7:05.008	4/23.015 18/7:23.185	3/24.455 20/7:19.028						
8]	1/19.138 23/7:12.687	2/20.174 22/7:07.035	4/20.986 18/7:14.992	3/23.696 19/7:01.206						
9]	1/18.104 23/7:10.866	2/19.206 22/7:06.824	4/21.664 18/7:10.430	3/24.248 19/7:05.006						
10]	1/18.476 23/7:10.284	2/19.239 22/7:06.047	4/21.332 18/7:05.394	3/23.273 19/7:07.253						
11]	1/17.995 23/7:08.782	2/18.547 22/7:04.008	4/30.286 18/7:16.270	3/22.715 19/7:07.655						
12]	1/18.746 23/7:08.988	2/18.368 22/7:03.006	4/23.365 18/7:14.097	3/22.171 19/7:07.012						
13]	1/18.289 23/7:08.348	2/18.130 22/7:01.198	4/24.512 18/7:15.447	3/20.439 19/7:04.138						
14]	1/19.212 23/7:09.311	2/18.215 23/7:18.823	4/24.803 18/7:16.023	3/21.143 19/7:02.532						
15]	1/18.201 23/7:08.597	2/18.701 23/7:18.242	4/21.602 18/7:13.008	3/26.065 19/7:07.386						
16]	1/18.492 23/7:08.389	2/21.552 22/7:02.062	4/16.355 18/7:04.406	3/21.236 19/7:05.885						
17]	1/18.129 23/7:07.718	2/18.352 22/7:01.507	4/25.336 18/7:06.271	3/20.317 19/7:03.543						
18]	1/18.132 23/7:07.122	2/19.291 22/7:01.666	4/21.695 18/7:04.028	3/19.693 19/7:00.797						
19]	1/18.496 23/7:07.037	2/18.221 22/7:00.582		3/20.578 20/7:21.294						
20]	1/20.086 23/7:08.777	2/18.702 22/7:00.123		3/21.147 20/7:20.038						
21]	1/25.259 23/7:16.025	2/21.149 22/7:02.274								
22]	1/18.798 23/7:15.860	2/18.268 22/7:01.034								
23]	1/18.537 23/7:15.045									

Top Qualifiers	Qual#	Laps	Race Time	Behind	Rnd	Race	Pos In Race	Fast Lap	Best 3 Consecutive
Frank Deiny	1	23	7:15.447		5	2	1	17.995	54.575
Omar Ladenburg	2	22	7:01.344		5	2	2	18.130	54.713
Mike Bittner	3	20	7:20.378		5	2	3	19.693	60.588
Carlton Coleman	4	18	7:04.283		5	2	4	16.355	62.760
LB	5	14	5:26.658		2	3	5	20.931	64.540

Home of the 2020 ROAR National in August



#2222
11/20/2019

Rnd **5**
3

4WD Modified Buggy

TQ: Enzo Albertoni 27/8:10.232

Pos	Driver Name	Laps	Time	Behind	Fast	Average			Rank	Laps in 1st,2nd,3rd	ID: 255 Q#
						Top 5	Top 10	Top 15			
1	1. Enzo Albertoni	27	8:10.232		[17.646]	17.737	17.824	17.899	1/1	27 0 0	1
5	2. Wil Alameida	25	8:00.245		18.050	18.244	18.401	18.542	1/1	0 19 6	2
8	3. Joe Wojciechowski	24	8:00.358		18.530	18.887	19.083	19.253	1/1	0 0 1	3
10	4. Jorge Flores	24	8:00.392	0.034	18.632	19.011	19.167	19.352	1/1	0 0 15	4
6	5. Jason Jarvis	24	8:13.800	13.408	18.954	19.148	19.457	19.759	1/1	- - -	5
3	6. Alex Bailey	24	8:17.877	4.077	18.101	18.323	18.570	18.909	1/1	0 2 2	6
9	7. Chris Fokianos	14	5:17.640		18.769	19.286	20.576		1/1	- - -	10
2	8. Jay Drakeford	8	2:31.397		17.722	18.095			1/1	0 4 0	7
7	9. Bob Chartos	8	2:57.042	25.645	18.520	19.538			1/1	- - -	9
4	10. Matt Jarrett	0									4

See all of your Practice Laps / Racing / Heat Sheets / TQ / Graphs and more on RCTimingPro.com

	1 Enzo Albertoni	2 Jay Drakeford	3 Alex Bailey	4 Matt Jarrett	5 Wil Alameida	6 Jason Jarvis	7 Bob Chartos	8 Joe Wojciechowski	9 Chris Fokianos	10 Jorge Flores
1]	1/18.063 27/8:07.062	8/22.042 22/8:04.088	2/18.765 26/8:08.002		3/19.041 26/8:15.004	7/21.981 22/8:03.056	9/24.331 20/8:06.006	5/20.962 23/8:02.008	6/21.926 22/8:02.046	4/20.823 24/8:19.068
2]	1/18.022 27/8:07.215	5/19.174 24/8:14.064	2/18.364 26/8:02.069		3/18.663 26/8:10.001	8/20.734 23/8:11.028	9/18.530 23/8:12.089	7/21.477 23/8:08.006	6/19.671 24/8:19.002	4/19.295 24/8:01.044
3]	1/18.214 27/8:08.007	4/18.479 25/8:17.005	3/22.125 25/8:13.075		2/18.345 26/8:05.766	9/21.837 23/8:14.883	8/21.677 23/8:14.806	6/19.972 24/8:19.028	7/21.762 23/8:05.076	5/19.634 25/8:17.916
4]	1/17.677 27/8:05.865	4/18.380 25/8:08.488	3/18.178 25/8:03.937		2/20.534 26/8:17.077	7/21.806 23/8:16.057	9/23.462 22/8:04.484	6/19.167 24/8:09.048	8/23.538 23/8:19.675	5/19.269 25/8:13.875
5]	1/18.406 27/8:08.052	2/17.974 25/8:00.025	5/22.806 24/8:01.152		3/21.398 25/8:09.009	9/23.712 22/8:04.308	7/18.520 23/8:09.992	6/18.779 24/8:01.728	8/23.035 22/8:03.692	4/19.834 25/8:14.003
6]	1/18.856 27/8:11.058	2/17.722 26/8:13.003	6/19.386 25/8:18.416		3/18.544 25/8:05.005	8/20.319 23/8:19.828	7/19.641 23/8:03.613	5/19.049 25/8:17.541	9/27.232 21/8:00.006	4/19.309 25/8:12.333
7]	1/17.987 27/8:10.705	2/17.921 26/8:09.134	4/19.267 25/8:16.035		3/18.620 25/8:02.642	8/21.098 23/8:17.752	7/19.324 24/8:18.822	6/22.394 24/8:06.171	9/31.352 20/8:01.485	5/22.679 24/8:02.088
8]	1/17.820 27/8:09.051	2/19.705 26/8:12.005	8/38.828 22/8:08.073		3/19.039 25/8:01.812	6/20.423 23/8:14.241	7/31.557 22/8:06.086	5/20.971 24/8:08.031	9/19.834 21/8:14.418	4/19.226 24/8:00.021
9]	1/19.114 27/8:12.048		6/19.908 22/8:03.095		2/24.058 25/8:15.111	5/19.284 23/8:08.596		4/19.592 24/8:06.293	7/19.246 21/8:04.004	3/20.534 24/8:01.006
10]	1/18.051 27/8:11.967		6/22.818 22/8:04.968		2/18.787 25/8:12.575	5/21.323 23/8:08.796		4/23.849 24/8:14.904	7/19.878 22/8:20.434	3/20.586 24/8:02.856
11]	1/18.170 27/8:11.841		6/18.638 23/8:19.894		2/18.894 25/8:10.727	5/19.246 23/8:04.589		4/18.530 24/8:10.341	7/18.769 22/8:12.048	3/19.335 24/8:01.134
12]	1/18.553 27/8:12.592		6/20.832 23/8:18.018		2/19.754 25/8:11.491	5/18.954 23/8:00.546		4/19.589 24/8:08.066	7/29.759 21/8:03.483	3/18.782 25/8:18.562
13]	1/17.915 27/8:11.919		6/18.694 23/8:12.925		2/19.123 25/8:10.490	5/19.818 24/8:19.458		4/19.164 24/8:06.461	7/22.728 21/8:02.563	3/19.537 25/8:17.769
14]	1/18.110 27/8:11.708		6/18.101 23/8:07.452		2/18.529 25/8:08.089	5/19.896 24/8:17.088		4/19.507 24/8:05.142	7/18.910 22/8:19.148	3/19.198 25/8:16.005
15]	1/17.924 27/8:11.184		6/19.977 23/8:05.591		2/18.287 25/8:06.033	5/19.989 24/8:16.672		4/19.008 24/8:03.216		3/18.632 25/8:14.045
16]	1/18.261 27/8:11.298		6/20.359 23/8:04.509		2/18.787 25/8:04.485	5/19.278 24/8:14.055		4/19.540 24/8:02.325		3/20.018 25/8:14.828
17]	1/17.856 27/8:10.764		6/18.841 23/8:01.498		2/18.439 25/8:03.588	5/20.513 24/8:14.414		4/19.475 24/8:01.454		3/20.136 25/8:15.338
18]	1/17.646 27/8:09.096		6/18.335 24/8:18.096		2/20.851 25/8:05.680	5/18.978 24/8:12.253		4/21.056 24/8:02.773		3/19.220 25/8:14.513
19]	1/18.837 27/8:10.945		6/19.573 24/8:17.418		2/18.300 25/8:04.197	5/24.270 24/8:17.002		4/19.079 24/8:01.465		3/20.183 25/8:15.039
20]	1/17.796 27/8:10.428		6/26.551 23/8:03.402		2/18.240 25/8:02.787	5/20.642 24/8:16.092		4/19.072 24/8:00.276		3/19.595 25/8:14.787
21]	1/18.260 27/8:10.551		6/19.942 23/8:02.222		2/18.050 25/8:01.285	5/19.836 24/8:15.931		4/19.861 24/8:00.102		3/21.046 25/8:16.273
22]	1/18.001 27/8:10.344		6/19.803 23/8:01.003		2/19.071 25/8:01.079	5/20.581 24/8:15.084		4/19.596 25/8:19.647		3/19.403 25/8:15.761
23]	1/18.426 27/8:10.848		6/19.010 24/8:19.930		2/18.923 25/8:00.739	5/19.567 24/8:14.702		4/21.010 24/8:00.730		3/20.080 25/8:16.032
24]	1/18.319		6/18.776		2/18.731	5/19.715		3/19.659		4/24.038

1/17.646	6/18.335	2/20.851	5/18.978	4/21.056	3/19.220
7/8:09.096	24/8:18.096	25/8:05.680	24/8:12.253	24/8:02.773	25/8:14.513
1/18.837	6/19.573	2/18.300	5/24.270	4/19.079	3/20.183
7/8:10.945	24/8:17.418	25/8:04.197	24/8:17.002	24/8:01.465	25/8:15.039
1/17.796	6/26.551	2/18.240	5/20.642	4/19.072	3/19.595
27/8:10.428	23/8:03.402	25/8:02.787	24/8:16.092	24/8:00.276	25/8:14.787
1/18.260	6/19.942	2/18.050	5/19.836	4/19.861	3/21.046
27/8:10.551	23/8:02.222	25/8:01.285	24/8:15.931	24/8:00.102	25/8:16.273
1/18.001	6/19.803	2/19.071	5/20.581	4/19.596	3/19.403
27/8:10.344	23/8:01.003	25/8:01.079	24/8:15.084	25/8:19.647	25/8:15.761
1/18.426	6/19.010	2/18.923	5/19.567	4/21.010	3/20.080
27/8:10.648	24/8:19.930	25/8:00.739	24/8:14.702	24/8:00.730	25/8:16.032
1/18.319	6/18.776	2/18.731	5/19.715	3/19.659	4/24.038

1 Enzo Albertoni 27/8:10.815	2 Jay Drakeford	3 Alex Bailey 24/8:17.088	4 Matt Jarrett	5 Wil Alameida 25/8:00.218 2/19.237 25/8:00.025	6 Jason Jarvis 24/8:13.008	7 Bob Chartos	8 Joe Wojciechowski 24/8:00.036	9 Chris Fokianos	10 Jorge Flores 24/8:00.039
25] 1/18.324 27/8:10.978									
26] 1/17.874 27/8:10.652									
27] 1/17.750 27/8:10.023									

Top Qualifiers	Qual#	Laps	Race Time	Behind	Rnd	Race	Pos In Race	Fast Lap	Best 3 Consecutive
Enzo Albertoni	1	27	8:10.232		5	3	1	17.646	53.763
Wil Alameida	2	25	8:00.245		5	3	2	18.050	54.590
Joe Wojciechowski	3	24	8:00.358		5	3	3	18.530	56.995
Jorge Flores	4	24	8:00.392	0.034	5	3	4	18.632	57.367
Jason Jarvis	5	24	8:13.800	13.408	5	3	5	18.954	58.018
Alex Bailey	6	24	8:17.877	4.077	5	3	6	18.101	56.749
Jay Drakeford	7	16	5:00.704		3	3	2	17.435	53.439
Matt Jarrett	8	16	5:12.380	11.676	2	2	4	18.552	56.045
Bob Chartos	9	16	5:15.985	3.605	3	3	5	17.814	55.196
Chris Fokianos	10	15	5:15.712		3	3	8	18.667	57.447